



GENERAL FEATURES

The most important feature of the LTP series position sensors is that they are articulated on both sides. Thanks to the joints, they are capable of angular movement up to max. 30 ° during mounting and operation.

They work as ABSOLUTE because they are measuring with the potentiometric principle, that is, they do not lose their position in case of power off. Potentiometric, 4-20 mA (optional 0-20 mA) or 0-10V analog output options are available.

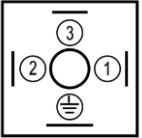
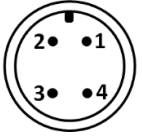
Because of their linearized conductive plastic resistance alloy and special contacts, they are not affected by wear and operate for a long time with a life cycle of up to 100 million. They are stable by being linear and they measure evenly.

- Double articulated body structure
- $\pm 30^\circ$ maximum angular motion
- Measurement lengths between 50 mm and 1000 mm
- Potentiometric measurement
- Potentiometric, 4-20 mA or 0-10V analog output options
- PVC cable, DIN43650-C or M12 socket connection
- Long life up to 100 million movements
- 5 m/s operating speed
- High accuracy
- Compact design

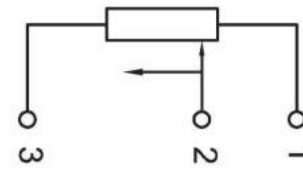
TECHNICAL SPECIFICATIONS

Model	LTP 50	LTP 75	LTP 100	LTP 125	LTP 150	LTP 175	LTP 200	LTP 225	LTP 250	LTP 275	LTP 300	LTP 325	LTP 350	LTP 360	LTP 375	LTP 400	LTP 450	LTP 500	LTP 550	LTP 600	LTP 650	LTP 700	LTP 750	LTP 800	LTP 900	LTP 1000		
Electrical Stroke (mm)	50	75	100	125	150	175	200	225	250	275	300	325	350	360	375	400	450	500	550	600	650	700	750	800	900	1000		
Independent Linearity ($\pm\%$)	0.2	0.2	0.2	0.2	0.2	0.2	0.2	0.12	0.12	0.12	0.12	0.12	0.12	0.12	0.12	0.12	0.12	0.12	0.1	0.1	0.1	0.1	0.1	0.1	0.1	0.1		
Repeatability	0.01 mm																											
Max Operating Speed	≤ 5 m/s																											
Resistance Element	Conductive Plastic																											
Output Signal	Potentiometric														4-20 mA (opt. 0...20 mA) or 0-10V													
Supply Voltage	42V max.														12...30 VDC													
Resistance (K Ω)	5, 10 (optional others)														-													
Resistance Tolerance ($\pm\%$)	20														-													
Electrical Connection	3 x 0,14 mm ² shielded PVC cable, DIN43650-C socket, M12/4 pin socket																											
Mechanical Fixing	With double-sided articulations																											
Operating Temperature	-30°C...+100°C																											
IP Protection Class	IP62																											
Life	100 x 10 ⁶ movements																											
Material	Body: Aluminium Rod: Stainless Steel																											

ELECTRICAL CONNECTIONS

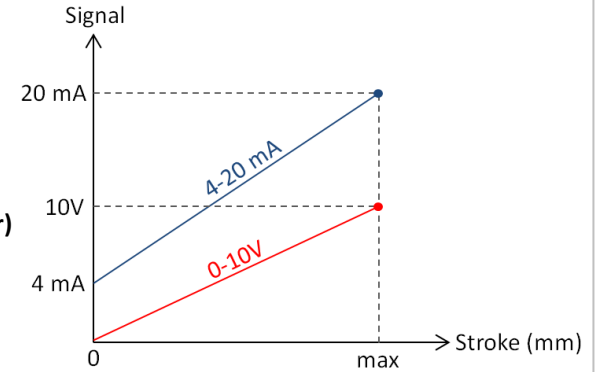
SIGNAL	CABLE COLOR	 DIN43650 – C SOCKET	 M12/4 PIN MALE SOCKET
+ V	Red	Pin 1	Pin 1
Çıkış Sinyali*	Yellow	Pin 2	Pin 2
- V	Black	Pin 3	Pin 3

*Output Signal may be potentiometric, 0-10 VDC or 4-20 mA depending on the model (See Product code table).



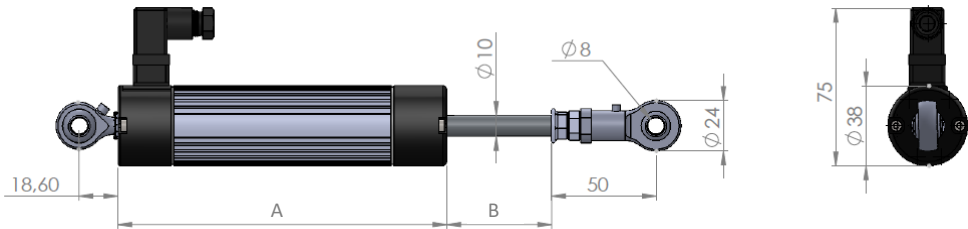
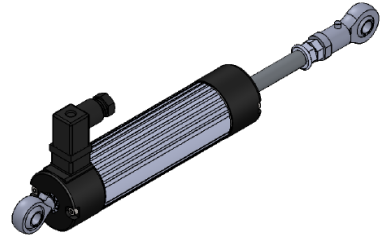
Potentiometer Connection (Voltage Divider)

Note: The GND line of the feed and signal output is common. Therefore it can be connected with 3-wire cable.

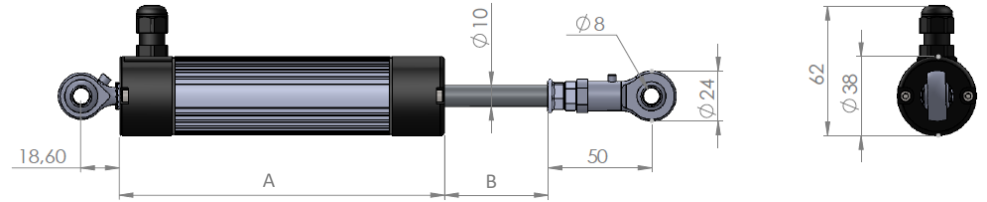
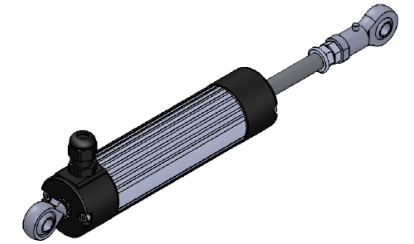


MECHANICAL DIMENSIONS (mm)

MODEL WITH DIN 43650-C SOCKET



MODEL WITH 3 x 0,14 mm² CABLE



Stroke (mm)	50	75	100	125	150	175	200	225	250	275	300	325	350	360	375	400	450	500	550	600	650	700	750	800	900	1000
Body Length (A)	156	181	206	231	256	281	306	331	356	381	406	431	456	466	481	506	547	606	656	706	756	806	856	921	1021	1121
Mechanical Stroke (B)	54	79	104	129	154	179	204	229	254	279	304	329	354	364	379	404	454	504	554	604	654	704	754	804	904	1004

SAMPLE APPLICATION FIELDS

- Measuring /control technology
- Manufacturing engineering like woodwork machines, riveting machines, packaging machines etc.
- Hydraulic machines
- Press brakes
- Metal working machines
- Bending machines
- Assembly and test equipment
- Medical applications
- Building technology
- Textile machinery
- Other automation applications

ORDER CODE

Order Code For Analog Output

Model No

LTP - XXX - X - XX

Output Signal

A: 4-20 mA (*Optional 0-20 mA)
V: 0-10 VDC

Measuring Length (Stroke)

Different measuring lengths between 50 mm and 1000 mm

Electrical Connection

No code: DIN 43650-C socket
S15: M12/4 pin male socket
2M: 2 meters PVC cable
(*Optionally different cable lengths)

Order Code For Potentiometric Output

Model No

LTP - XXX - XXX - XX

Resistance Value

5K: 5K Ω
10K: 10K Ω
*Optional others

Measuring Length (Stroke)

Different measuring lengths between 50 mm and 1000 mm

Electrical Connection

No code: DIN 43650-C socket
S15: M12/4 pin male socket
2M: 2 meters PVC cable
(*Optionally different cable lengths)

Atek Elektronik Sensör Teknolojileri Sanayi ve Ticaret A.Ş.



Gebze OSB, 800. Sokak, No:814 Gebze/KOCAELİ/TURKEY



Tel: +90 262 673 76 00



Fax: +90 262 673 76 08



www.ateksensor.com



info@ateksensor.com