



### GENERAL FEATURES

- 24-bit high accuracy ADC sampling, lightning protection (4KV)
- Backlight big screen, 350° rotation angle
- 5 digit, 7 section high contrast LCD display:-19999 to 99999
- Suitable for 4-20 mA transmitters
- 2 alarm / switch outputs that can be adjusted according to max and min set values
- Also 4...20 mA analog signal output
- Accuracy: 0.1% F.S. +/- 1 digit
- More than 30 measurement units option adjustable from menu
- Plug in/out-DIN 43650 4 pin polarised
- Error message for high / low range
- IP55 protection class
- Easy configuration with 3 buttons
- 4-20 mA 2-wire loop power
- Reverse polarity and lightning protection (4KV)
- Voltage drop max. 8 V
- Display of differential pressure in differential pressure transmitters



The EPD11 digital display is used to convert and display the 4-20mA signal taken from the transmitters to the desired measurement unit. The product has high accuracy, good stability, easy operate features. Designed to plug in / plug out of DIN43650 connected 2 wire transmitters. The product has high accuracy, stability and easy operation. It is a convenient way to add a display, and an alarm set point, to pressure or other transmitters. It has 5 digit clear LCD display and the device is programmed with 3 keys for scaling, decimal point and switch point. The display can be rotated in 90 degree steps and settings are maintained during power off conditions.

### TECHNICAL SPECIFICATIONS

General Specifications	
<b>Applications</b>	4-20 mA current value or percentage site display Up to 2 independent switch output
<b>Input signal</b>	4-20 mA (2-wire)
<b>Power supply</b>	4-20 mA 2-wire loop power supply, max pressure drop 8VDC
<b>Output signal</b>	4-20 mA 2-wire signal loop output for option
<b>Site operation</b>	3 buttons, all parameters can be modified at site
Display Specifications	
<b>Display</b>	Double row 5bit/8bit, 7 section/16 section with backlight LCD display -19999 ~ 99999
<b>Accuracy</b>	0.1%F.S ±1 bit
<b>ADC sampling</b>	24 bits
Switch/Alarm Output Specifications	
<b>Output</b>	Independent of 4-20 mA 2-wire circuits
<b>Switch quantity</b>	2 way PNP for option
<b>Switch settings</b>	0-100 % for option
<b>Switch state</b>	Normally open, normally closed for option
<b>Switch function</b>	High setting, low setting, window function, hysteresis function
<b>Accuracy</b>	0.1%F.S
<b>Max. load</b>	Continuous max load 120 mA
<b>Delay time</b>	0-255 ms for option
<b>Hysteresis setting</b>	0-5 % option

## Error Warning

**Standard** Low alarm value 3,5mA, high alarm value 23 mA

## Mechanical and Environmental Specifications

<b>Material</b>	ABS+PC
<b>Rotation Angle</b>	350°
<b>Color</b>	Black
<b>Anti-Vibration</b>	20g, 20-5000Hz
<b>Anti-Shock</b>	100g, 11 ms
<b>Operating Temperature</b>	-20°C...+70°C (5-85% RH humidity)

## Electrical Specifications

<b>Insulating property</b>	500V/100 MΩ
<b>Electrical protection</b>	Short Circuit protection, reverse polarity protection
<b>EMC</b>	EN61326

## Measuring Units

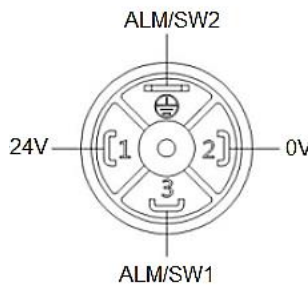
kPa, MPa, Pa, bar, mbar, psi, mH<sub>2</sub>O, mmH<sub>2</sub>O, Torr, atm, kg, g, mg N, kN, °C, °F, K, %RH, %VOL, PPM, %LEL, pH, m, cm, mm, inch, m/s, Ω, kΩ, mV,V

## ELECTRICAL CONNECTIONS

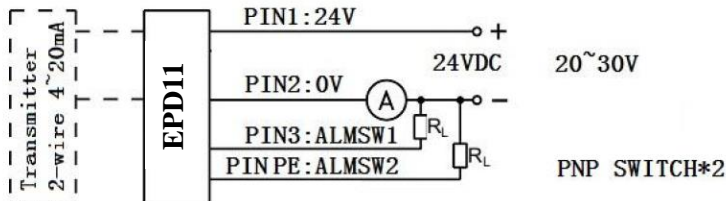
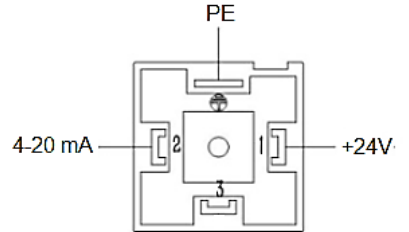
### \*S35 Connection

Pin Configurations		
DIN 43650 A S35 Connection	Power & Switch Connector	Transmitter Connector
PIN 1	+24VDC	+24VDC
PIN 2	0V	4-20 mA
PIN 3	ALM/SW1	-
PIN PE	ALM/SW2	PE

#### Power & Switch Connector



#### Transmitter Connector

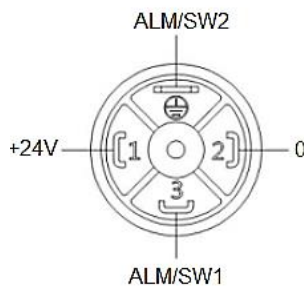


**WARNING (!):** The product must be connected to the sensor for operation. Otherwise the product will not work.

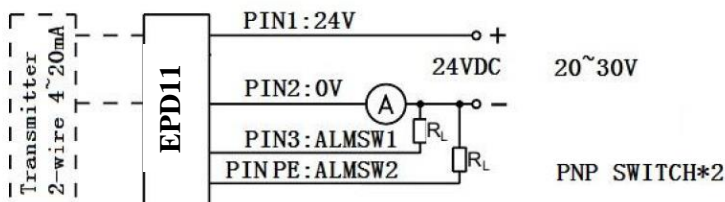
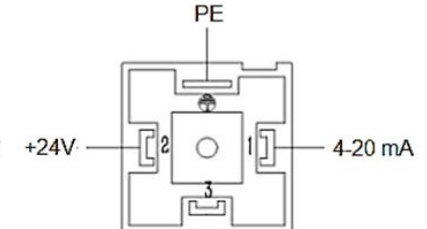
### \*S30 Connection

Pin Configurations		
DIN 43650 A S30 Connection	Power & Switch Connector	Transmitter Connector
PIN 1	+24VDC	4-20 mA
PIN 2	0V	+24VDC
PIN 3	ALM/SW1	-
PIN PE	ALM/SW2	PE

#### Power & Switch Connector



#### Transmitter Connector

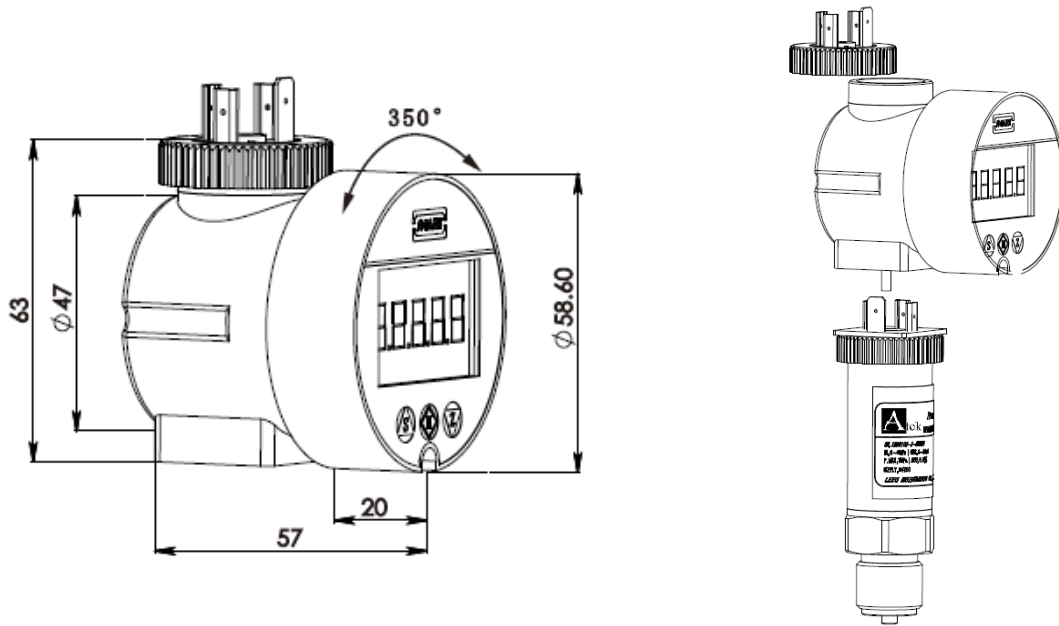


**WARNING (!):** The product must be connected to the sensor for operation. Otherwise the product will not work.

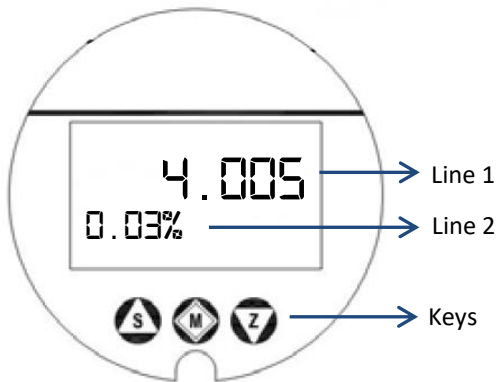
(\* **S30 Connection:** Connection for Atek-BCT series and Trafag pressure sensors

**S35 Connection:** Connection for other products

## MECHANICAL DIMENSIONS AND INSTALLATION



## DISPLAY AND KEYS



KEY	Function
<b>M</b>	Parameter selection and setting key: It is used for switching parameters and saving the setting parameters
<b>S</b>	Cursor selection key: It is used to select digits when setting parameters.
<b>Z</b>	Value modification key: It is used to change the current data when setting the parameter.

Display	Function
<b>Line 1</b>	Main screen: It indicates the value which is taken from the input, in the selected unit of measurement
<b>Line 2</b>	Vice screen: It shows the percentage of the value taken from the input.

## ORDER CODE

EPD	Code	Description
<b>Type</b>	11	Direct plug-in installation
<b>Electrical connection with transmitter</b>	D	DIN (DIN43650, female)
	H	M12x1 (4-pin) (M12*1, 5 pin, female)
	Y1	Customer demand
<b>Electrical connection with system</b>	D	DIN (DIN43650, male)
	H	M12x1 (4-pin) (M12*1, 5 pin, male)
	Y2	Customer demand
<b>ON-OFF Alarm Function</b>	N	None
	A	1 way on-off alarm output
	B	2 way on-off alarm output
	Y3	Customer demand (min order:100 pcs)
<b>Housing Color</b>	R	Red
	B	Black (option)
	Y4	Customer demand (min order:500 pcs)
<b>Membrane Color</b>	R	Red
	B	Black (option)
	Y5	Customer demand (min order:500 pcs)
<b>Connection Type</b>	S30	<b>Pin 1</b> : 4-20 mA <b>Pin 2</b> : +24 VDC <b>Pin 3</b> : - <b>Pin PE</b> : PE For pressure sensors with suitable connection (Atek-BCT series and Trafag...)
	S35	<b>Pin 1</b> : +24 VDC <b>Pin 2</b> : 4-20 mA <b>Pin 3</b> : - <b>Pin PE</b> : PE For pressure sensors with suitable connection (Atek-BT and BFT series ...)
<b>Example: EPD11-DDBRR-S30</b>		

### Eskon Sensor Technologies



Gebze OSB, 800. Sokak, No:814 Gebze/KOCAELİ/TURKEY



Tel: +90 262 673 76 00



Fax: +90 262 673 76 08



[www.eskonsensor.com](http://www.eskonsensor.com)